



GROUP
CHA

MODEL
Multiple Models

NUMBER
084

DATE
November 2018

TECHNICAL SERVICE BULLETIN

SUBJECT: REPLACEMENT OF C-MDPS MOTOR AND/OR ECU

This bulletin provides information regarding the partial repair of the Motor Driven Power Steering (MDPS) Motor and/or Electronic Control Unit (ECU) on the listed Kia models with a column mounted C-MDPS unit. Follow the procedure outlined in this bulletin to replace the C-MDPS Motor and/or ECU per DTC in the order described in the table below.

Prior to proceeding with this bulletin, ensure that all wiring connections have been inspected before replacing any of the parts listed in the table below.

DTC	DTC Error	Replacement Order		
		1st	2nd	3rd
C2400	Motor Fault Motor Not Running	Motor	ECU	Steering Column Assembly
C2401	Motor Position Sensor			
C1604	ECU Hardware	ECU	Steering Column Assembly	-
C1704	ECU Fail-Safe Relay			
C1705	MDPS Circuit Malfunction			
C2413	Motor Current			
C2412	Motor Short or Open	Motor	ECU	Steering Column Assembly

Model	Model Year
Optima (TF)	2011 – 2015
Optima (QF)	2012 – 2015
Optima (TF HEV)	2011 – 2016
Optima (JF, JFa)	2016~
Sorento (UMa)	2016~

★ NOTICE

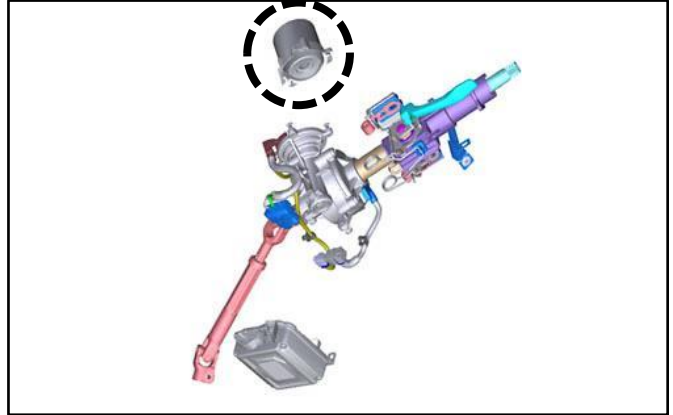
This bulletin only outlines the replacement procedure of either or both of the Column Mounted (C-MDPS) Motor and the ECU, NOT the replacement of the complete C-MDPS steering column assembly.

File Under: <Chassis>

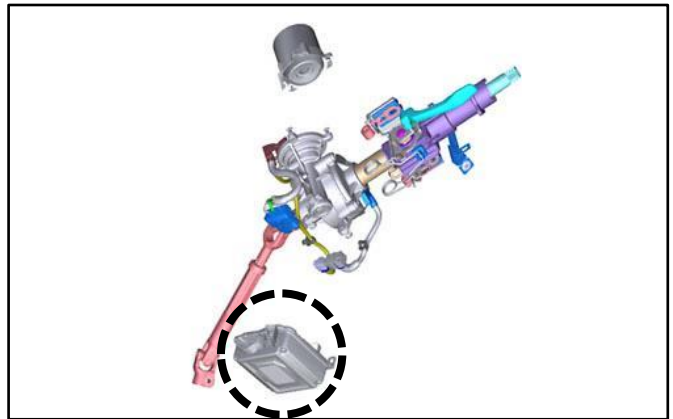
Circulate To: ☒ General Manager ☒ Service Manager ☒ Parts Manager
☒ Service Advisors ☒ Technicians ☒ Body Shop Manager ☒ Fleet Repair

Replacement Procedure for MDPS Motor:

1. Replace the MDPS motor by referring to the “Steering System → Electric Power Steering → MDPS Motor → Repair Procedures” chapter in the applicable Shop Manual on KGIS.

**Replacement Procedure for MDPS ECU:**

1. Replace the MDPS ECU by referring to the “Steering System → Electric Power Steering → MDPS ECU → Repair Procedures” chapter in the applicable Shop Manual on KGIS.

**★ IMPORTANT**

Ensure all steps are closely followed within the Service information as additional KDS-related procedures are required. Ensure the Steering Angle Sensor (SAS) is calibrated and there are no DTCs after replacement of the MDPS Motor and/or ECU. Verify proper operation of the steering system and vehicle.



SUBJECT:

REPLACEMENT OF C-MDPS MOTOR AND/OR ECU

AFFECTED VEHICLE RANGE:

Model	Model Year Range
Optima (TF)	2011 through 2015
Optima (QF)	2012 through 2015
Optima (TF HEV)	2011 through 2016
Optima (JF, JFa)	2016~
Sorento (UMa)	2016~

REQUIRED PART:

Part Name	Part Number	Figure
C-MDPS Motor	Refer to EPC	
C-MDPS ECU	Refer to EPC	

WARRANTY INFORMATION:

N Code: D61 C Code: ZZ4

Model	Claim Type	Causal P/N	Qty.	Repair Description	Labor Op Code	Op Time	Replacement P/N	Qty.
TF, QF, TF HEV	W	Refer to EPC	1	C-MDPS Motor Replacement	56330F01	0.8 M/H	N/A	0
		Refer to EPC	1	C-MDPS ECU Replacement	56340F01	0.5 M/H	N/A	0
JF, JFa,	W	Refer to EPC	1	C-MDPS Motor Replacement	56330F01	0.8 M/H	N/A	0
		Refer to EPC	1	C-MDPS ECU Replacement	56340F01	0.6 M/H	N/A	0
UMa	W	Refer to EPC	1	C-MDPS Motor Replacement	56330F01	0.7 M/H	N/A	0
		Refer to EPC	1	C-MDPS ECU Replacement	56340F01	0.7 M/H	N/A	0